

The Guns of 2020

NRA-ILA Firearms Law & The Second Amendment Symposium

December 2020

Matthew Cuddy

ILA Research & Information

mcuddy@nrahq.org

Topics, data sources, and caveats

- National Instant Criminal Background Check System data
 - These statistics represent the number of firearm background checks initiated through the NICS. They do not represent the number of firearms sold. Based on varying state laws and purchase scenarios, a one-to-one correlation cannot be made between a firearm background check and a firearm sale.
- National Shooting Sports Foundation retailer surveys
- A Girl & A Gun survey of new members
- ATF Manufacturing Report



The One Constant in 2020

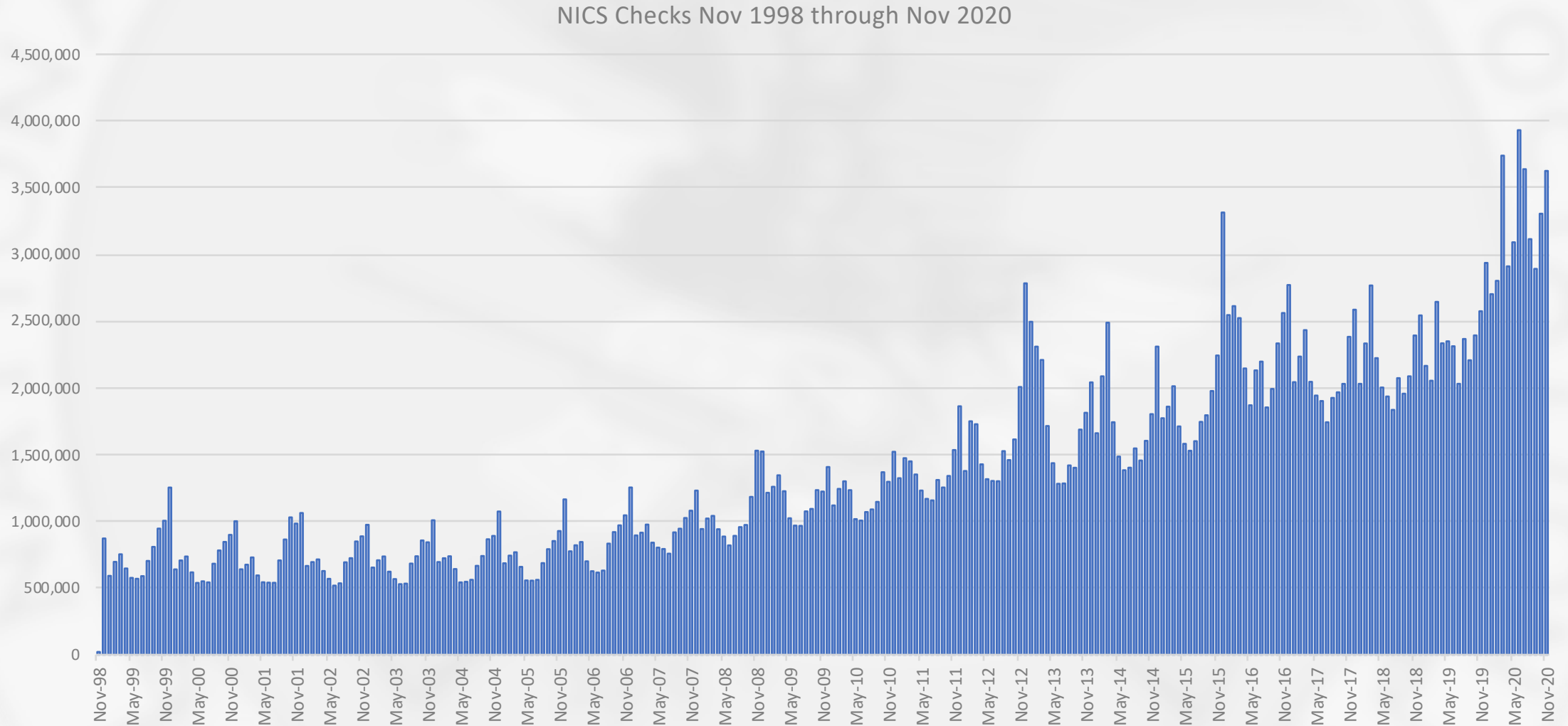
NICS Data

This year broke the annual record for total NICS before the end of the third quarter.

NICS 1998 through Nov 2020



The number of monthly NICS checks has increased steadily since the system came online in 1998.



Black Friday sales was always a busy day for the NICS office and traditionally dominated the list of busiest days – until this year.

NICS Firearm Background Checks Top 10 Highest Days

November 30, 1998 - November 30, 2020

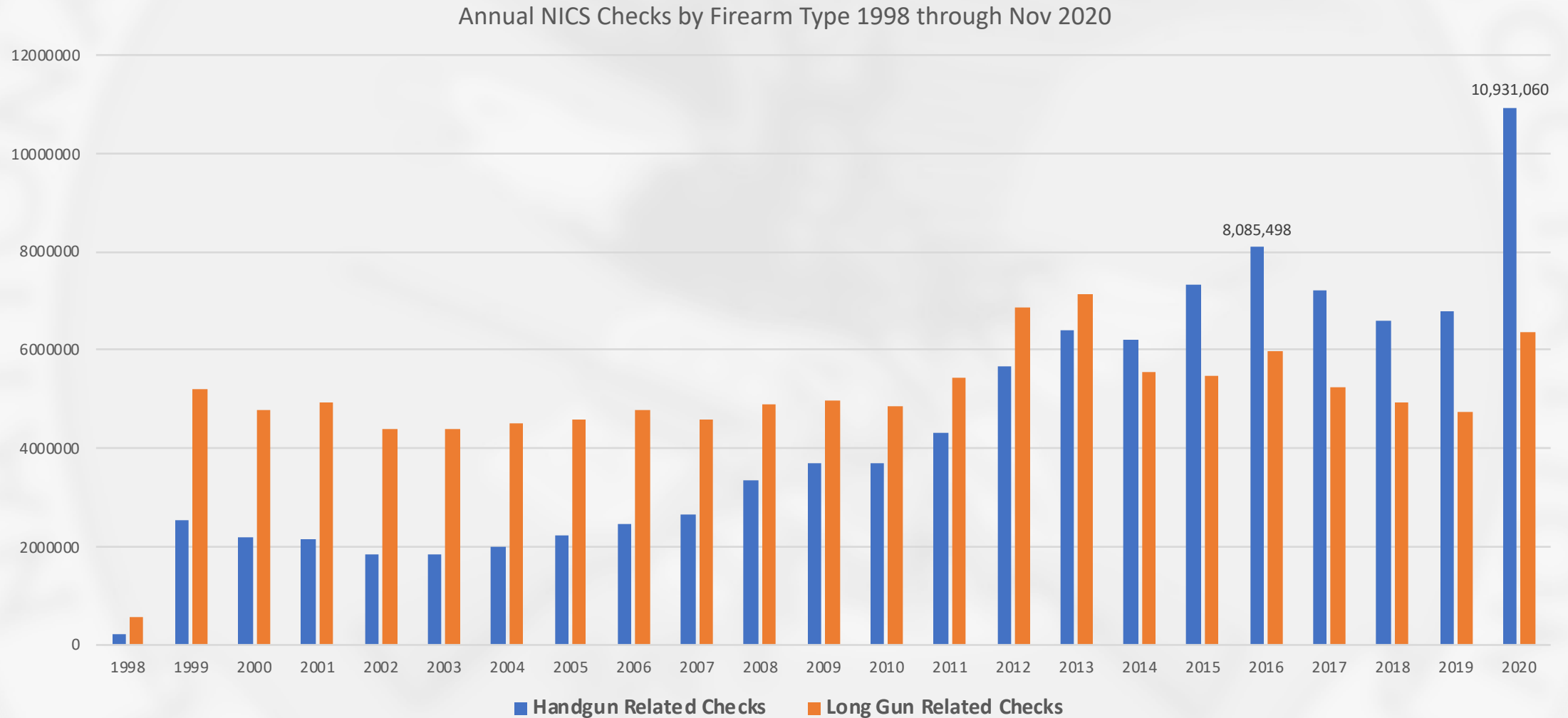
<u>Rank</u>	<u>Date</u>	<u>Total Checks</u>
1	Fri, Mar 20, 2020 ★	210,308
2	Fri, Nov 24, 2017	203,086
3	Fri, Nov 29, 2019	202,465
4	Fri, Nov 27, 2020 ★	186,645
5	Sat, Mar 21, 2020 ★	185,751
6	Thu, Mar 19, 2020 ★	185,742
7	Fri, Nov 25, 2016	185,713
8	Fri, Nov 27, 2015	185,345
9	Fri, Nov 23, 2018	182,093
10	Tue, Mar 17, 2020 ★	180,192

NICS Firearm Background Checks Top 10 Highest Weeks

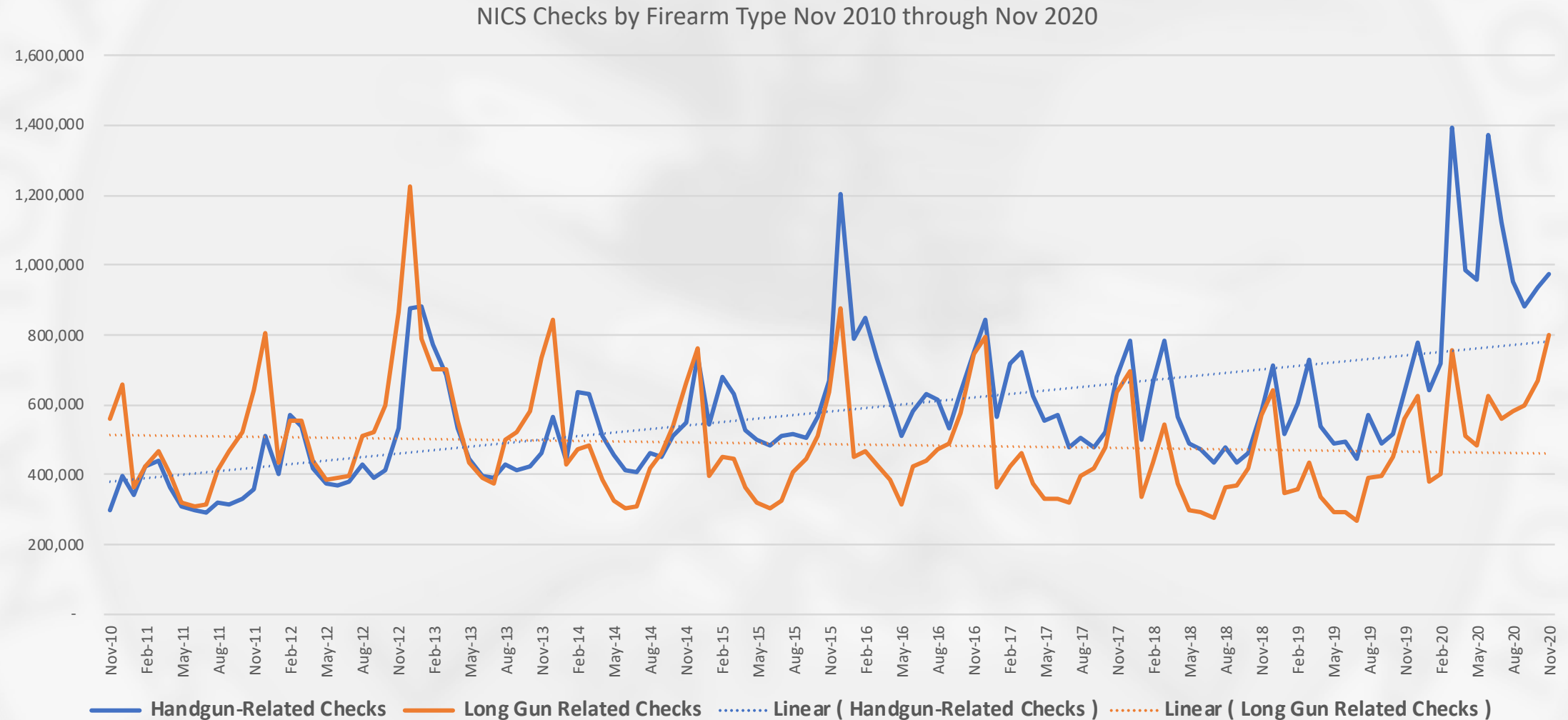
November 30, 1998 - November 30, 2020

<u>Rank</u>	<u>Dates</u>	<u>Total Checks</u>
1	03/16/2020 - 03/22/2020	1,197,788
2	06/01/2020 - 06/07/2020	1,004,798
3	12/17/2012 - 12/23/2012	953,613
4	11/02/2020 - 11/08/2020	936,673
5	06/15/2020 - 06/21/2020	902,452
6	06/08/2020 - 06/14/2020	897,845
7	06/22/2020 - 06/28/2020	873,385
8	11/09/2020 - 11/15/2020	859,445
9	07/06/2020 - 07/12/2020	850,351
10	07/13/2020 - 07/19/2020	844,601

Only in the last five years have total annual NICS checks for handguns surpassed those for long guns.



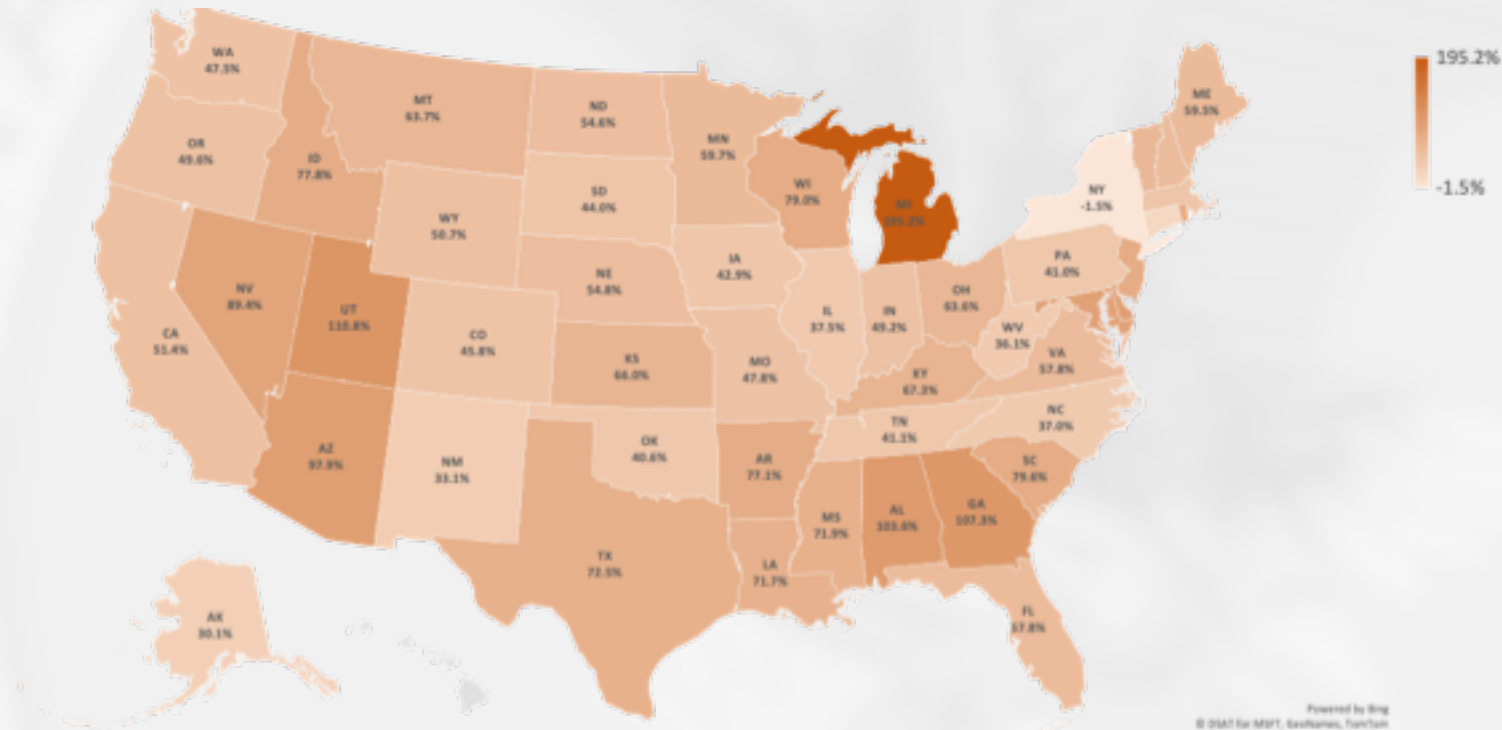
Both handgun and long gun related checks have been subject to spikes due to the socio-political environment. Long gun spikes have, historically, been more frequent and shorter lasting.



Putting 10.9 million handgun-related checks into context

- Population of New York City is about 8.4 million (2018)
 - Only nine states have a larger population than the number of handgun-related NICS checks
- Equal to the number of handgun-related NICS checks run from November 1998 through December 2003
- If every handgun-related check resulted in a sale and the average handgun barrel is 4.5", then there were about 776.4 miles of handgun barrels sold through the end of last month.

Handgun-related checks increased significantly from 2019 to 2020 in nearly every state. This does not include December NICS data.



How many guns are in the United States?

- 418 million firearms owned or available
 - Includes 19.8 million semi-automatic rifles
- Anecdotal evidence of inventory shortage from across the country and photographs of long lines
- 87% of retailers reported an increase in firearm sales in the first half of 2020
 - The average reported sales increase was 95%
- 92% reported an increase in ammunition sales
 - The average reported sales increase was 139%

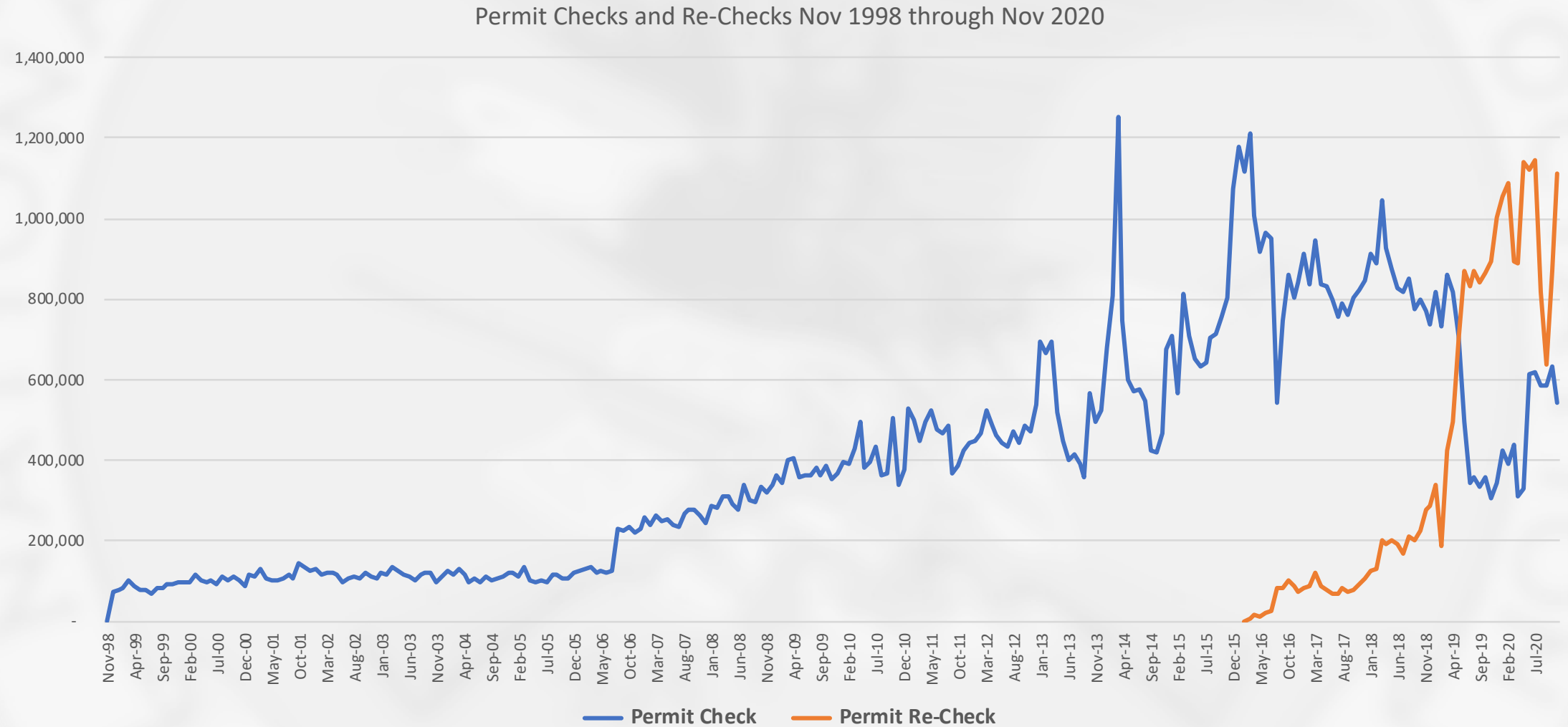




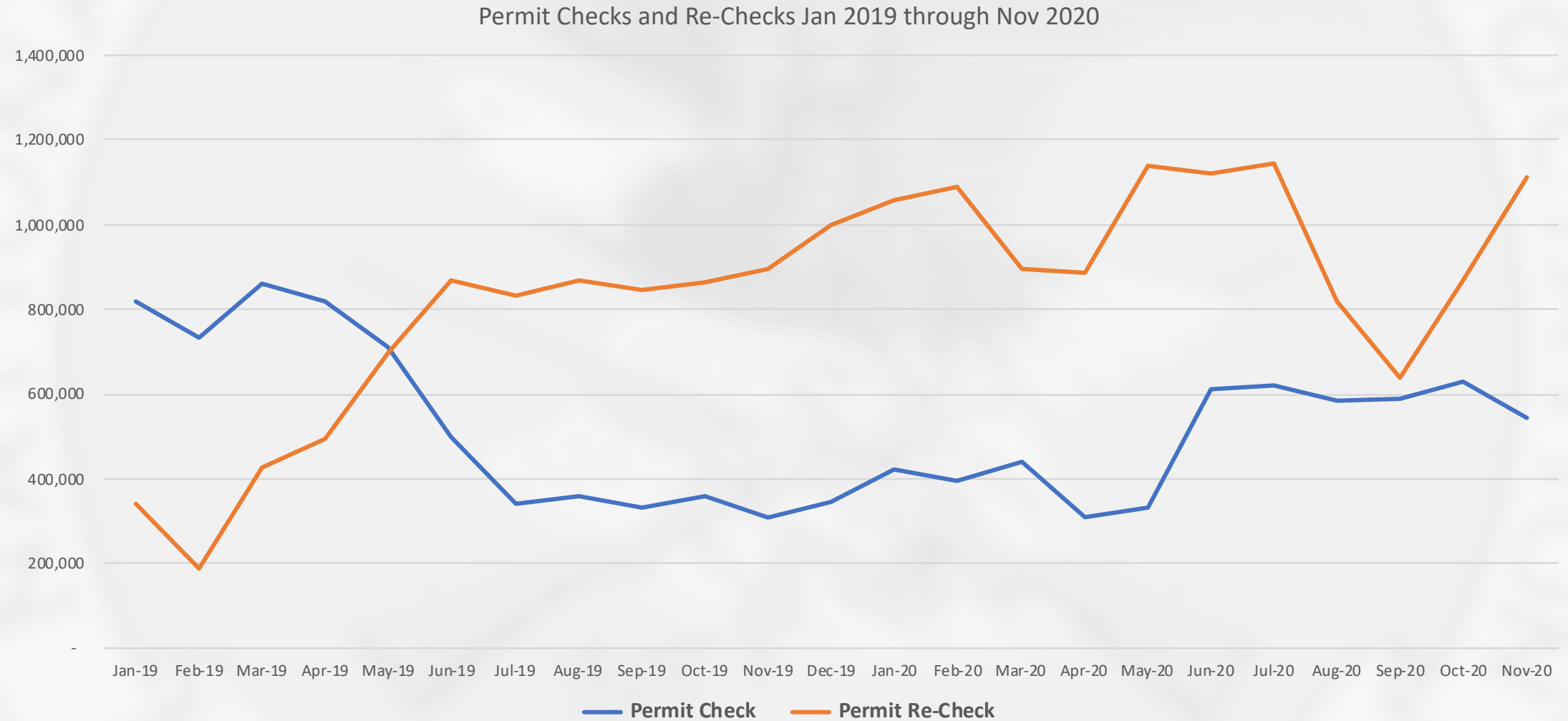
NICS Permit Checks and Permit Holders

NICS and State Agency Data

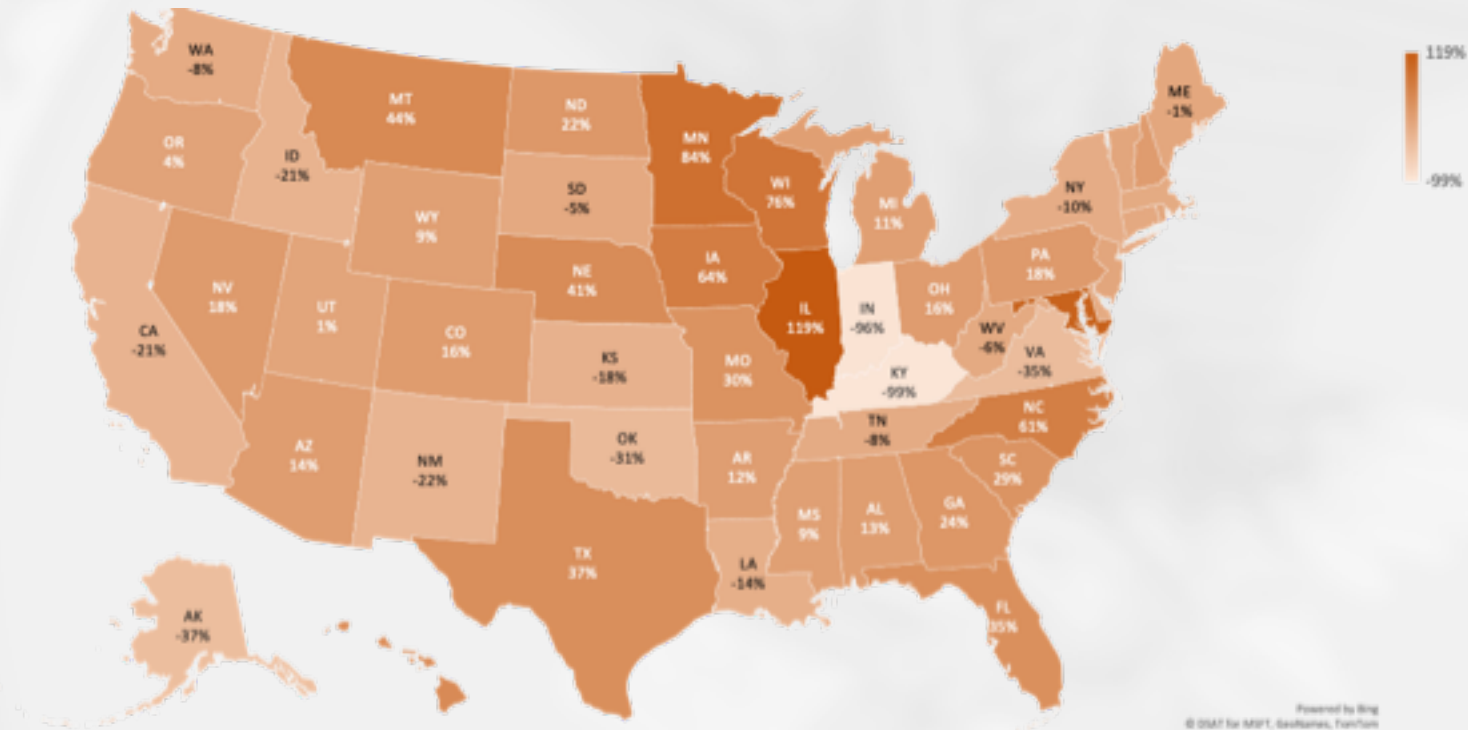
Permit applications declined quickly largely due to a change in how one state checked permits.



Permit checks had slowed and held largely steady until the spring. There was an 85% increase between May and June of this year.



Several states saw an overall decrease in *new* permit NICS checks in 2020 compared to 2019.



The Concealed Carry Permit Holder Population

- Economist John Lott estimated in a September paper that there are 19.48 million concealed carry permit holders in the U.S.
 - Not clear that it includes the most current data
 - Also doesn't account for states that limited permit application processing during the pandemic
 - Does not include everyone who may carry in the 16 permitless carry states
- Lott reports the number of permits increased among women 101.2% faster than among men – and more than doubled the 2012 numbers
- According to Lott, the growth rate of permits increased fastest among black women and women outpaced men across racial groups



Who is buying guns and why?

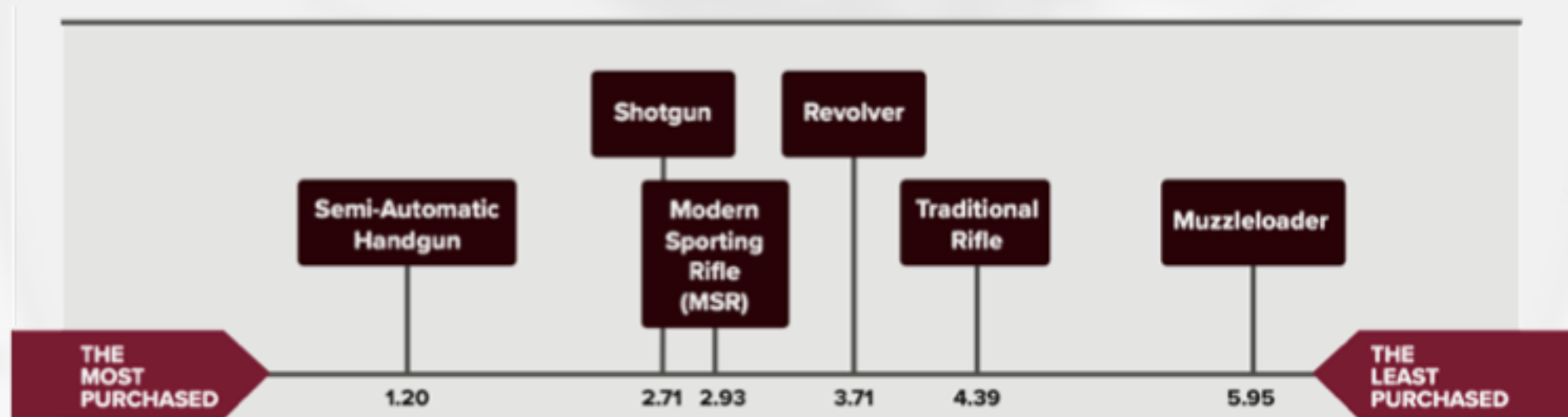
Retailer and shooting club surveys

Gun owners are diverse and becoming more so.

- Retailers reported increases in customers of all races
 - 58% increase among Black customers
 - 52% increase among white customers
 - 49% increase among Hispanic customers
 - 43% increase among Asian customers
- And increases in both genders within each of these groups
- Recent – pre-pandemic - estimates suggest that 23% of American women own a firearm
- Rasmussen Reports also asked self-identified gun owners in August, “Have you or anyone in your household purchased a gun within the last six months?”
 - The demographic groups saying yes support the evidence that the latest surge has brought a wealth of new gun owners into our community. Female gun owners were more likely than men to say yes (32% to 23%). Those aged 18 to 39 were more than twice as likely as the older cohorts to say yes (42% for age 18-39).
 - Nearly half of black gun owners (47%) said yes, compared to 22% of white respondents.
 - Democrat likely voters were the most likely political affiliation group to say they had bought a gun in the last six months (36% - 13 percentage points higher than Republicans) and liberals were the ideological group most likely to say that they or someone in their household purchased a gun in the last six months (30%, compared to 22% of conservatives).

First-time Gun Buyers in 2020

- 40.2% were first-time buyers
 - Estimated to be 8 million based on latest NICS data
 - 40.1% of these buyers were women

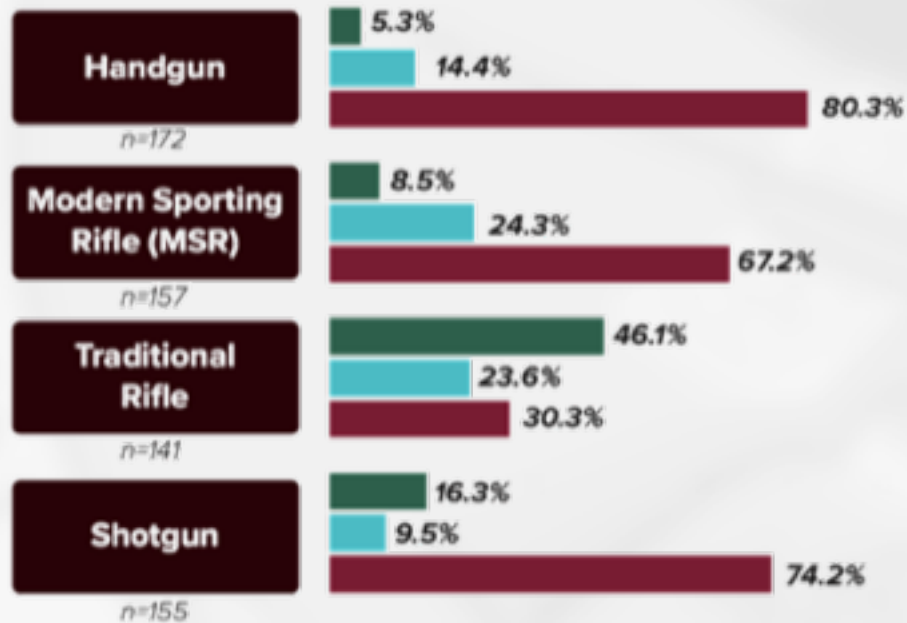


The ability to protect oneself and one's loved ones is driving the acquisition of firearms among first-time buyers.

Please report the percentages of firearm sales you think were sold primarily for: hunting, target shooting and personal protection purposes.

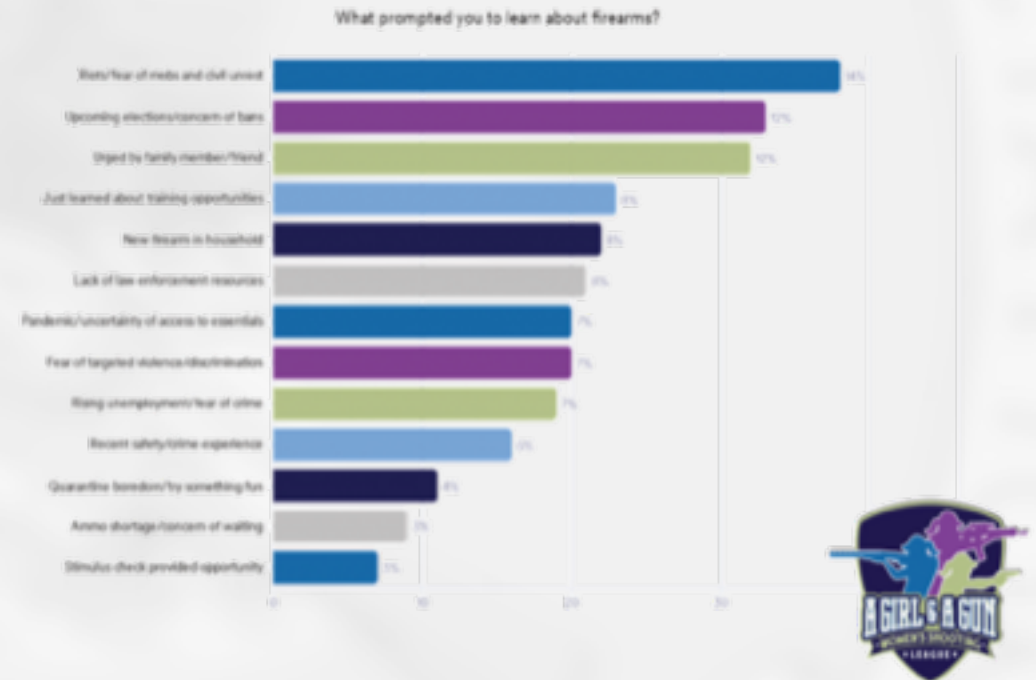
(First time gun buyers January - April 2020)

● Hunting ● Target Shooting ● Personal Protection



Source: NSSF Survey

AG & AG New Shooter Survey 8/2020



Source: A Girl & A Gun Survey

Shock to the system?

- Early in the pandemic surge, the retailers reported notification of a backlog at the NICS office
- A narrative emerged warning that the backlog allowed the unfettered transfer of firearms
- For all checks including immediate responses and delays, 0.7% of federal NICS transactions in March 2020 resulted in a denial. That is one-tenth of one percentage point higher than the previous March, which saw 0.6% of all such checks result in an immediate denial.
 - Factoring in delayed decisions, the percentage of total denials in March 2020 was four-tenths of a percentage point higher than that of March 2019 (1.6% and 1.2% respectively).
- Previous annual federal denial percentages typically hover around 0.4% of all federal NICS checks, though that has ticked up to 0.5% in recent years (according to the data Everytown provided to *Politico*). There was a larger increase in checks resulting in an initial delay; these went from 11.2% of all immediate federal NICS responses in March 2019 to 20.4% of all such checks in March 2020.

Realizations and Takeaways from 2020

- Exposure to personal impact of gun control converts some
 - Proponents of gun control surprised by reality
 - First time California buyer: “This has taken me, a law-abiding citizen with nary an unpaid parking ticket to my name, over a month”
 - Took him 50 days to take his firearm home
- The response to uncertainty is self-reliance
 - Runs on supplies encourage concern for public services
 - Clear desire for self-defense emerges



America's longest-standing civil rights organization.